



Automation for a Changing World

Delta Hybrid Energy Saving System

HES Series



www.delta.com.tw/ia



Delta Hybrid Energy Saving System HES Series

Delta Electronics' mission is "to provide innovative, clean and efficient energy solutions for a better tomorrow". With this goal always in mind, we are committed to developing AC motor drives and technologies that ensure greater energy-savings for our customers.


Plastic products are around us everywhere, from electronic devices to personal care items to auto accessories and countless more. These products are all made with injection molding machines using a series of injection and molding processes.

There are four major energy consuming units in a traditional injection machine: the hydraulic pump, the heating unit, the cooling system, and the system & components control unit. Among these the hydraulic pump consumes the most energy; it accounts for more than 75% of an injection molding machine's total energy consumption.


The amount of pressure and flow required for clamping, injection, holding pressure, cooling and ejection stages are all different. However the motor runs only at a steady speed providing an equal amount of flow and pressure. The overflow valve and the ratio valve adjust the excess pressure and flow that occurs at each stage. This process is also known as "high-pressure throttle" and it accounts for 40%~75% of the energy lost. To address this problem, Delta introduces an integrated solution that features outstanding pressure and flow control, low energy consumption, precision molding, and increased productivity: the Hybrid Energy System (HES).



Energy Consumption Analysis of the Delta HES System



Energy Consumption Analysis of Traditional Hydraulic Systems





System Features

(1) Superior Energy-Saving Results:

- Lower energy consumption rate at the clamping and cooling stage while maintaining high productivity and high precision,
- 40% less energy consumption than variable displacement pump hydraulic systems.
- 60% less energy consumption than traditional fixed displacement pump hydraulic systems.

(2) Low Oil Temperature: Oil temperature reduced by 5~10 °C; oil usage reduced by 50~60%; 50% less oil tank volume; lower cooler specifications required or even no cooler required.

(3) High Degree of Repeat Accuracy:

Precise flow and pressure control featuring duplication of products with less than 0.09% difference.

(4) Long Holding Pressure: Keeps mold halves securely closed for a longer period for thick plastic products formation.

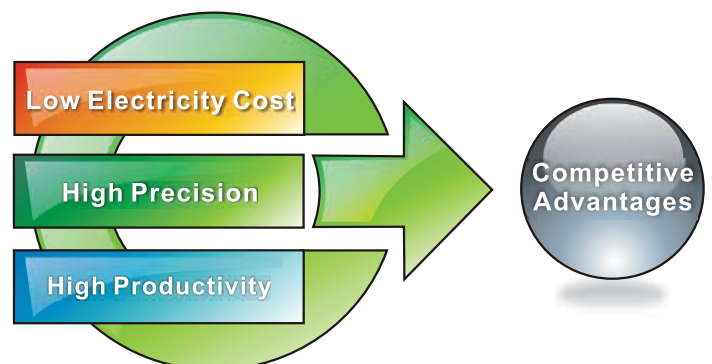
(5) Good Frequency Response:

Delta HES with permanent magnetic servo motor (PMSM) speeds up frequency response to 50ms.

(6) Suitable for Harsh Environments: Resolver is resistant to vibration, oil and dust.

(7) Old Machine Replenishment: Supports analog command 0~10V and 3-point adjustment for analog inputs. The computer in injection molding machine does not need to be replaced.

(8) Flow Convergence: Saves cost on tubes, large flow capacity, enhances energy-saving.





Energy-saving Comparison

- The Delta HES system attains an outstanding energy savings of up to **79%**
- 6375 kW-hr of electricity are saved per year for one injection molding machine
- Saves NT\$44,625 (US\$1485) for lowering electricity consumption by 6375kW-hr
- Wide use of Delta HES systems in a plant with 60 injection molding machines saves up to **NT\$2,677,500** annually (**US\$ 89,250**) in electricity costs

Every injection molding machine in the Delta Thailand Plant produces an average of **211,000** power supply components a month.



Before



Traditional System

Max. Flow: 63L/min
Motor: Induction motor
15kw
Oil Pump: Yuken 65cc/rev
Max. Revolutions: 978 rpm

After

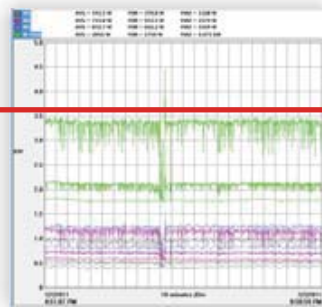


Delta HES System

Max. Flow: 100L/min
Max. Pressure: 140bar
Control Mode: Built-in
PQC control

Power Consumption Test Results

Injection Molding Machine
Traditional System



Injection Molding Machine
Delta HES



Power consumption of traditional system(kWh)

Starting Time	End Time	Average Power Consumption	Total Time (Hour)	Total Watts in 4 Hours	kWh
16:51	20:50	2092W	4	8368	2.09

Implementation of Delta HES system saves 1.66 kW of power per hour

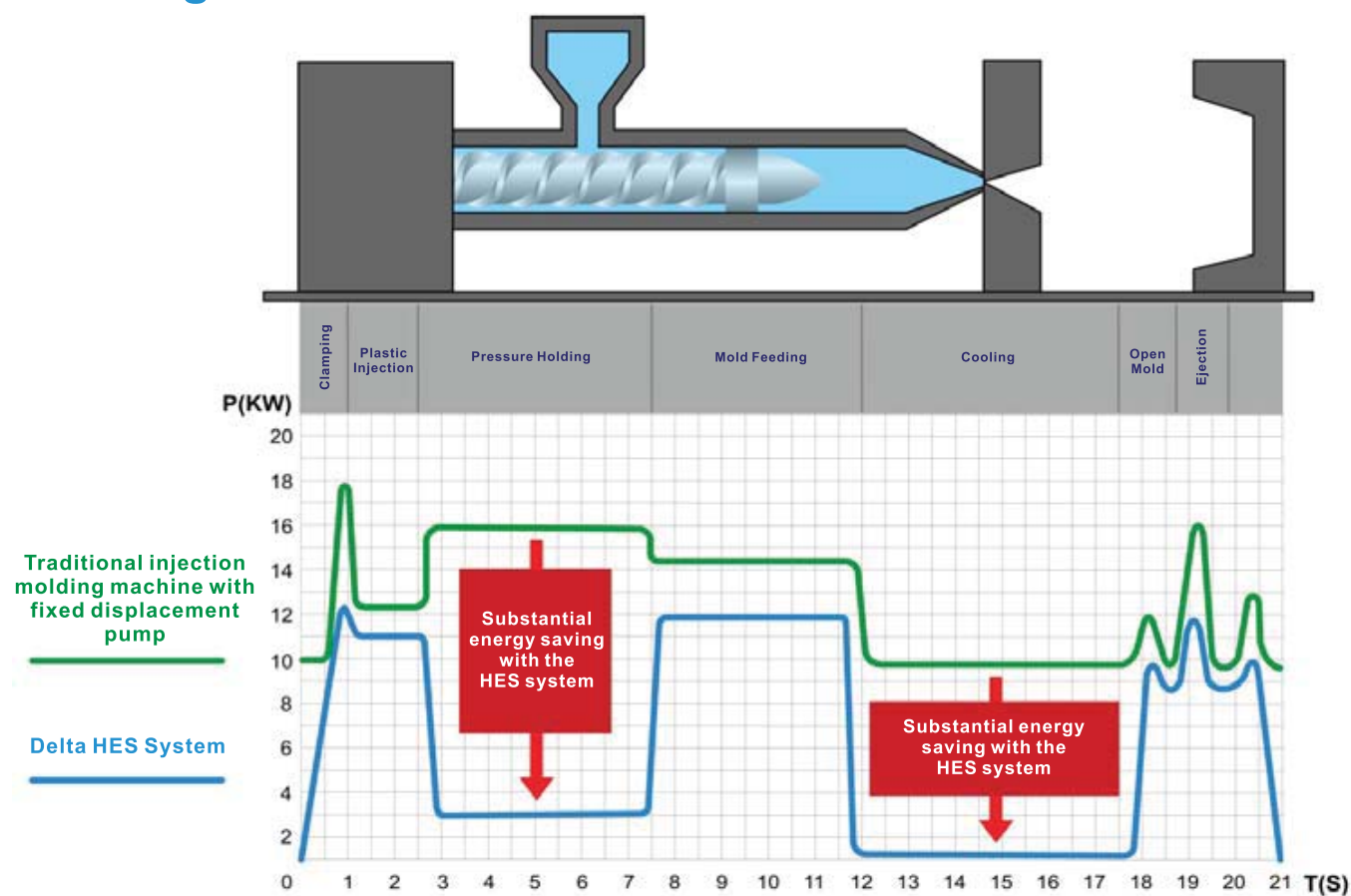
Power consumption of Delta HES system(kWh)

Starting Time	End Time	Average Power Consumption	Total Time (Hour)	Total Watts in 4 Hours	kWh
17:30	21:29	431W	4	1724	0.43

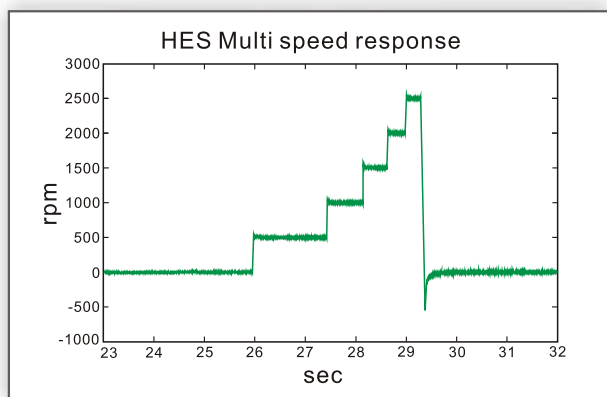
nnfidntiel



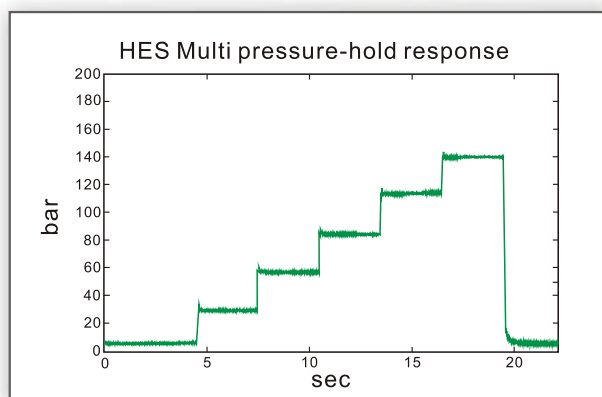
Energy Consumption Curve of the Injection Molding Machine



A: HES Multi-step Speed Response Curve

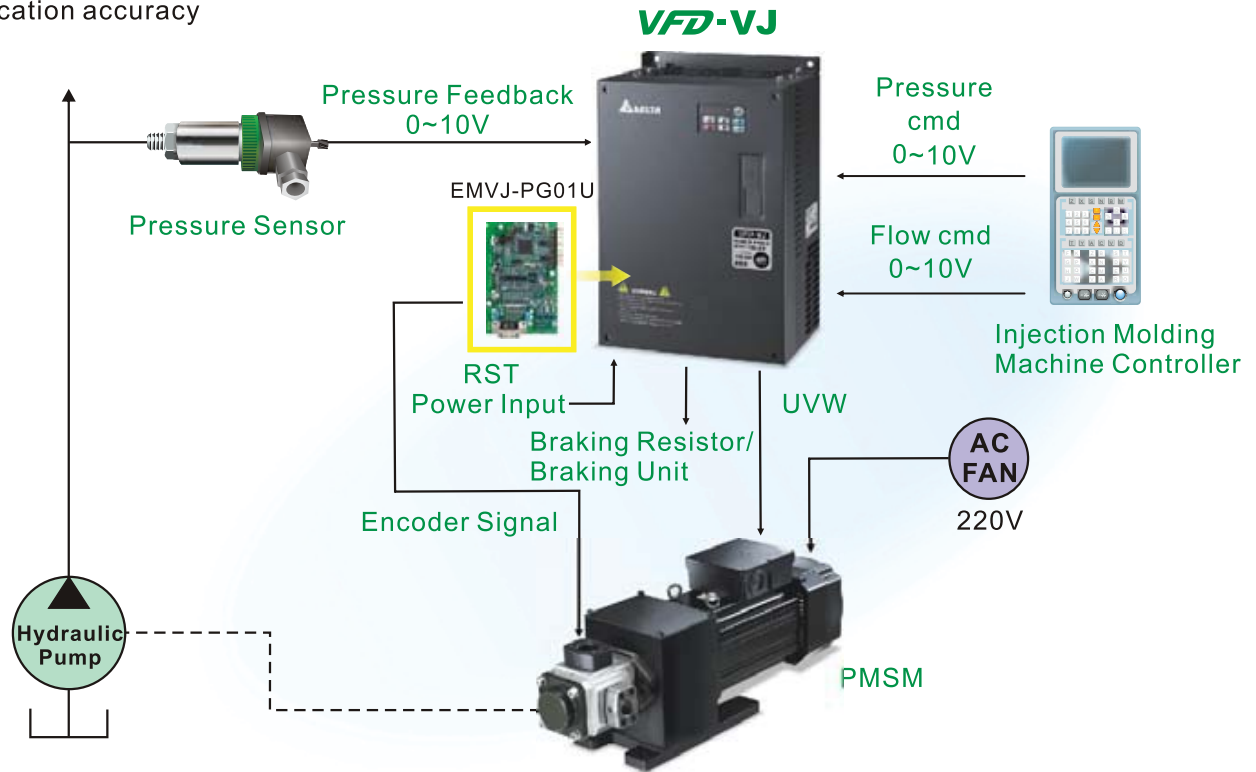


B: HES Multi-step Holding Pressure Response Curve

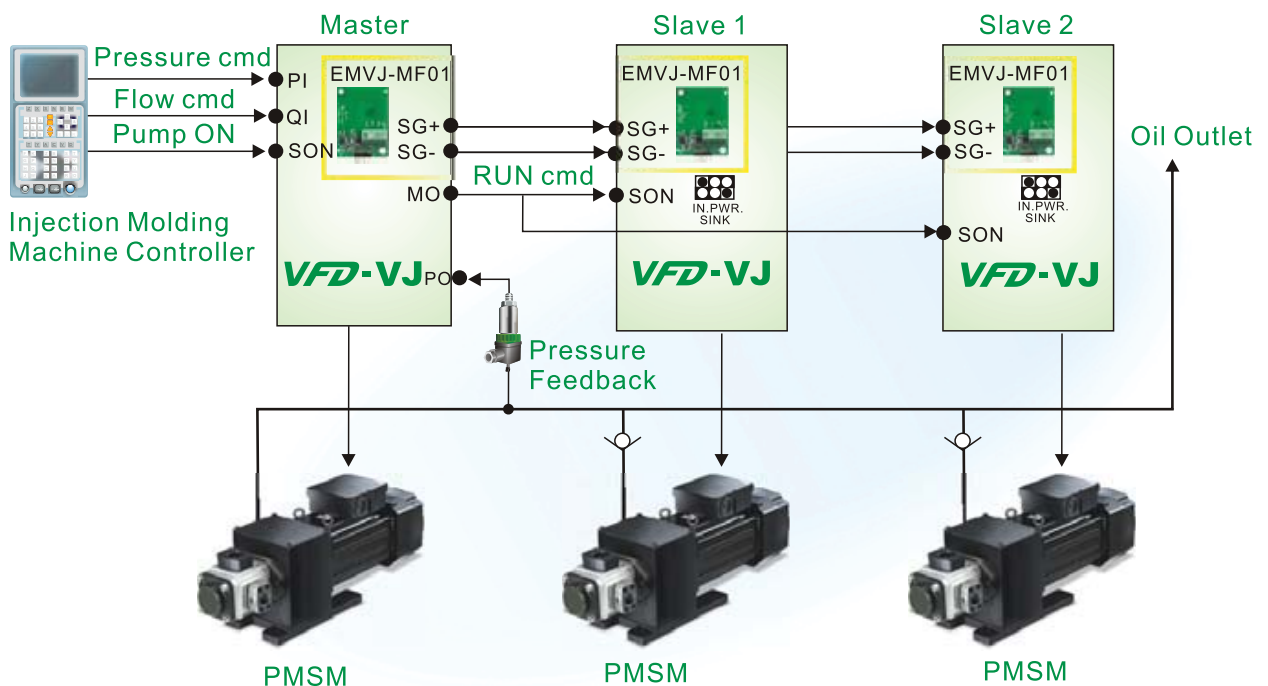


System Structure

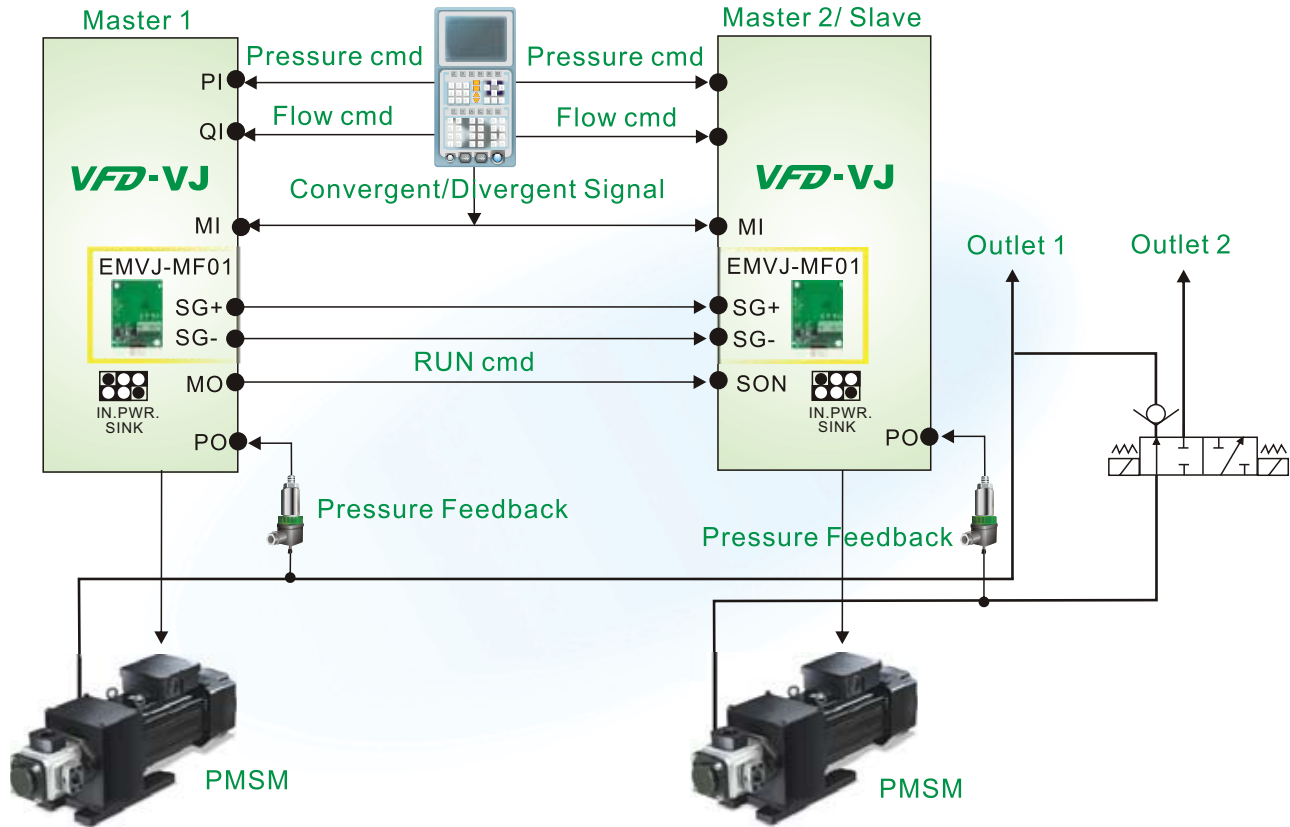
AC servo drive + AC servo motor+ fixed displacement pump + pressure sensor With PID control mode, this system provides you with precise pressure and speed control to enable quick response and high duplication accuracy



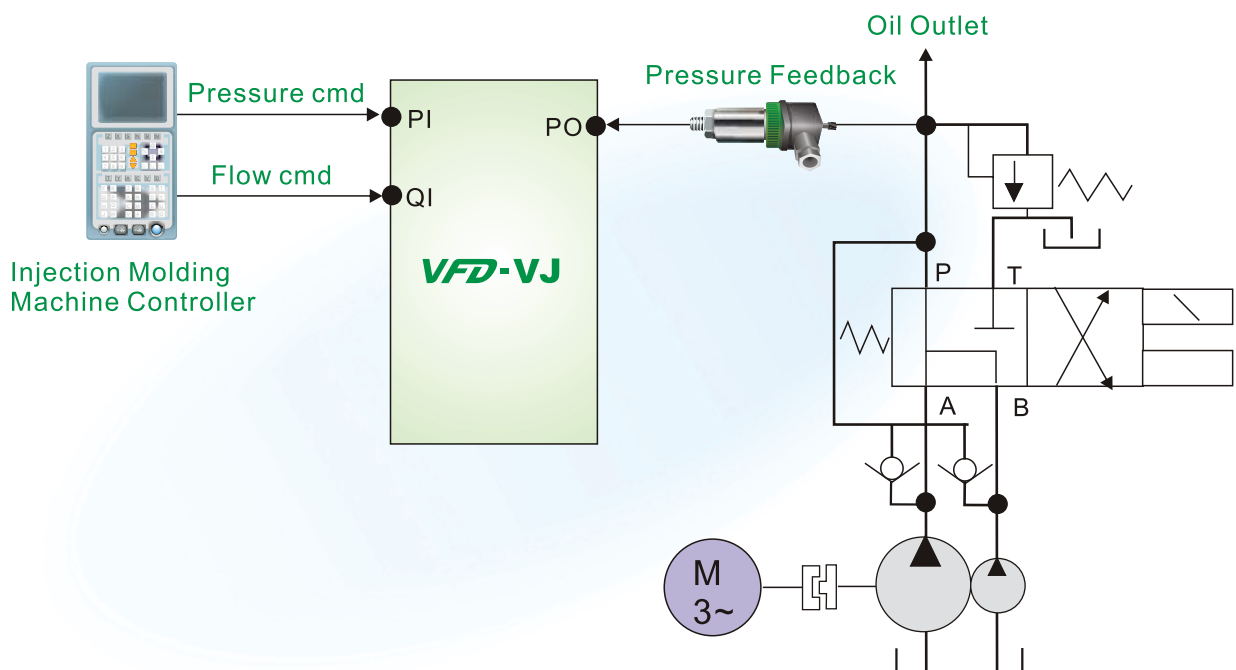
Covergent Flow Multiple Pumps



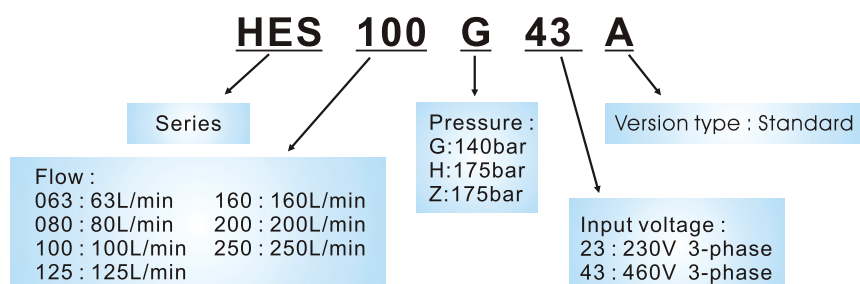
Convergent Flow/ Divergent Flow



Flow Capacity Switch *(Optional Accessory)



Hybrid Energy Saving System



System Specifications

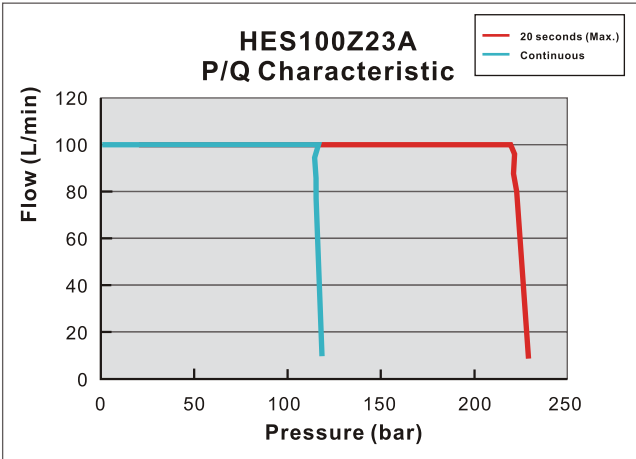
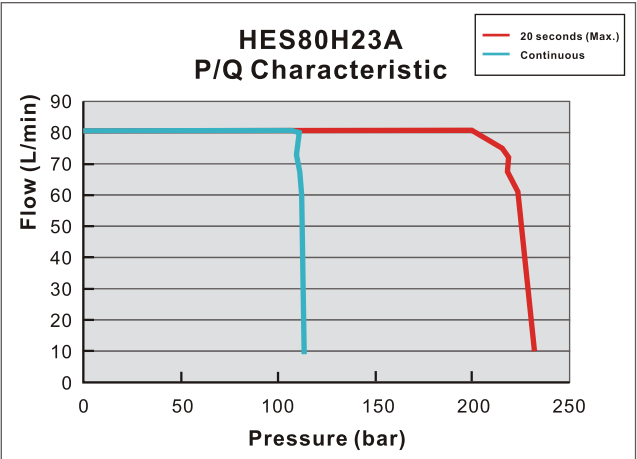
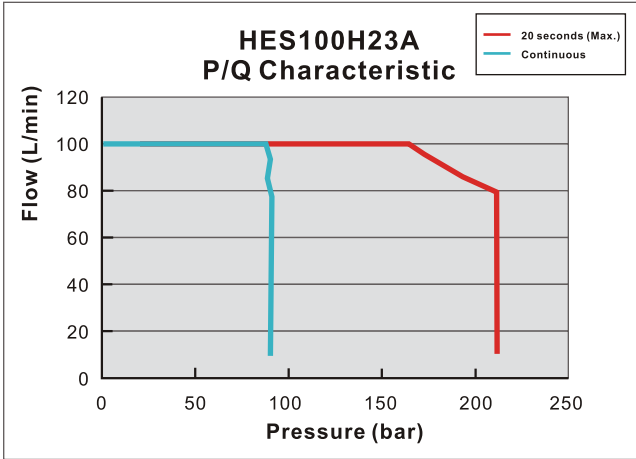
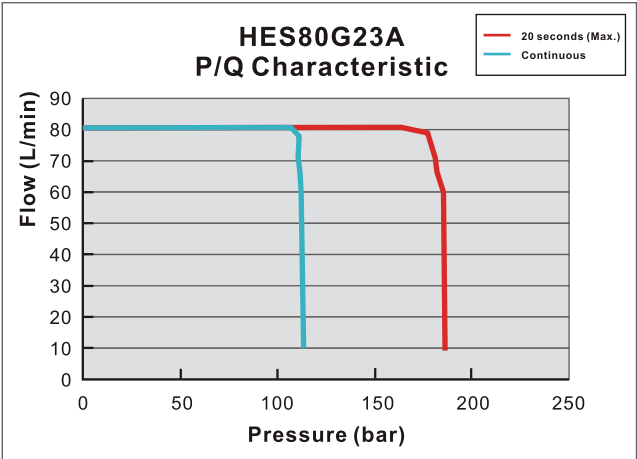
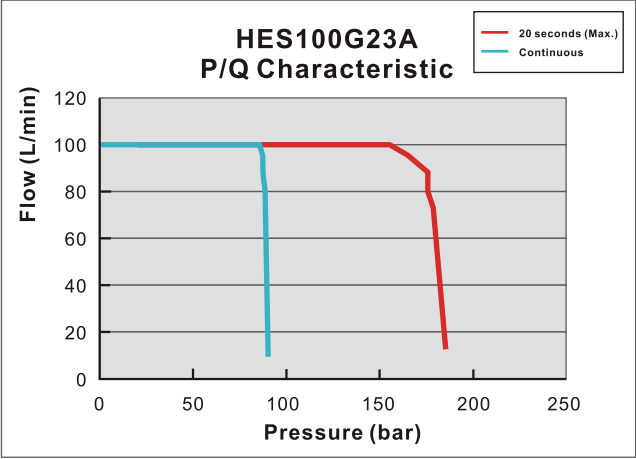
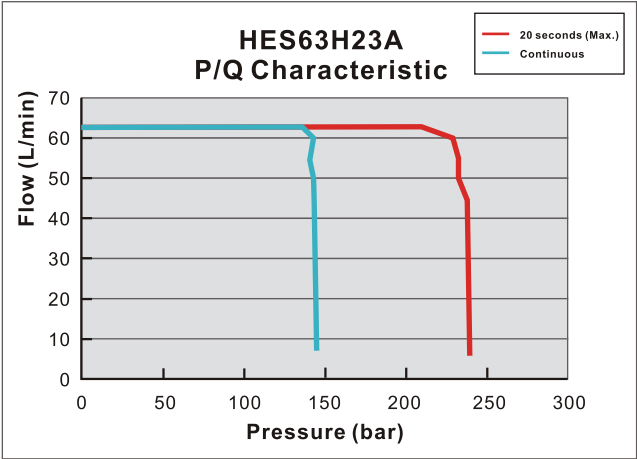
230V Model HES____23A			HES____23A								
			063H	080G	080H	100G	100H	100Z	125G	125H	160G
Flow	Pump Capacity	cc/rev	25	32		40			50		64
	Flow	L/min	63	80		100			125		160
	Max. Flow	L/min	75	96		120			150		192
	Linearity	%	Lower than 1% F.S.								
	Hysteresis	%	Lower than 1% F.S.								
Pressure	Max. Pressure	Mpa	18	14	18	14	18	18	14	18	14
	Min. Pressure	Mpa	0.1								
	Linearity	%	Lower than 1% F.S.								
	Hysteresis	%	Lower than 1% F.S.								
Motor	Power	kW	11					15			
	Insulation Class		UL: Class A								
	Cooling Method		Force Cooling								
	Ambient Temperature		0 ~ 40 °C								
	Ambient Humidity		20 ~ 90 RH (Non-condensation)								
	Weight of Pump and Motor	kg	82			83		95	108		110
AC Motor Drive	Model VFD-____VL23A-J		110		150		185	220		300	
	Operation Voltage		3-phase voltage: 220~240V, 50/60Hz								
	Rated Output Capacity	KVA	19		25		29	34		46	
	Weight	kg	10		13		13	13		36	
	Braking Unit		Built-in							External	
	Speed Detector		Resolver								
	Pressure Input		0~10V support 3-point adjustment for analog inputs								
	Flow Input		0~10V support 3-point adjustment for analog inputs								
	Multi-function Input Terminal		5ch DC24V 8mA								
	Multi-function Output Terminal		2 ch DC24V 50mA, 1 ch Relay output								
	Analog Output Voltage		1 ch dc 0~10V								
	Cooling System		Force Cooling								
	Ambient Temperature		-10 ~ 45 °C								
	Ambient Humidity		Lower than 90RH (Non-condensation)								
	Protections		Over current, over voltage, low current, overload or overheating of AC drive, overload or overheating of motor, operation speed error								
Oil	Working Fluid		HL-HLP DIN51 524 Part1/2 R68,R46								
	Operation Temperature	C °	-20 to 100								
	Viscosity	@40 °C	67.83								
		@100 °C	8.62								
Others			Available upon purchase: safety valve, reactor and EMI filters								

System Specifications

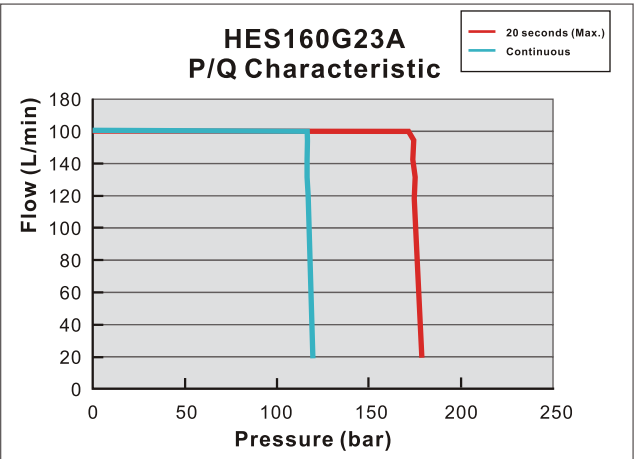
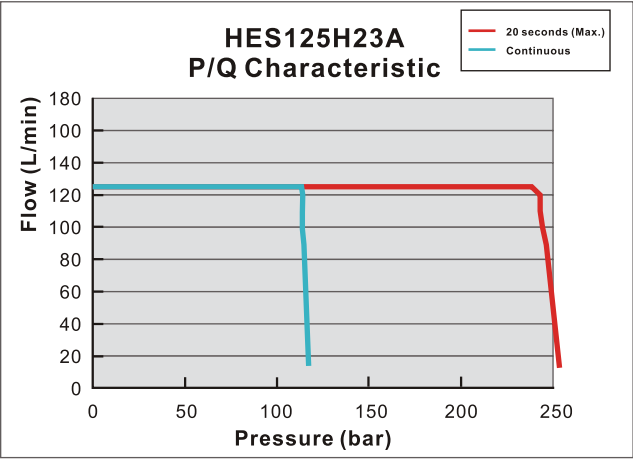
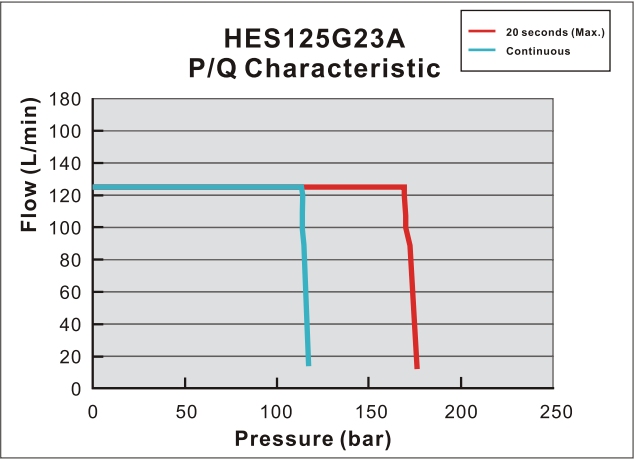
460V Model HES ____ 43A			HES ____ 43A											
			063G	063H	080G	080H	100G	100H	100Z	125G	125H	160G	160H	200G
Flow	Pump Capacity	cc/rev	25		32		40			50		64		80
	Flow	L/min	63		80		100			125		160		200
	Max. Flow	L/min	75		96		120			150		192		240
	Linearity	%	Lower than 1% F.S.											
	Hysteresis	%	Lower than 1% F.S.											
Pressure	Max. Pressure	Mpa	14	18	14	18	14	18		14	18	14	18	14
	Min. Pressure	Mpa	0.1											
	Linearity	%	Lower than 1% F.S.											
	Hysteresis	%	Lower than 1% F.S.											
Motor	Power	kW	11					15				20		
	Insulation Class		UL: Class A											
	Cooling Method		Force Cooling											
	Ambient Temperature		0 ~ 40 °C											
	Ambient Humidity		20 ~ 90 RH (Non-condensation)											
	Weight of Pump and Motor	kg	82				83		95	108		110		144
AC Motor Drive	Model VFD-__VL43A-J		110	150		185		200			300		370	
	Operation Voltage		3-phase voltage: 380 ~ 480V, 50/60Hz											
	Rated Output Capacity	KVA	19	25		29		34			46		56	
	Weight	kg	10	13		13		13			36		36	
	Braking Unit		Built-in							External				
	Speed Detector		Resolver											
	Pressure Input		0~10V support 3-point adjustment for analog inputs											
	Flow Input		0~10V support 3-point adjustment for analog inputs											
	Multi-function Input Terminal		5ch DC24V 8mA											
	Multi-function Output Terminal		2 ch DC24V 50mA, 1 ch Relay output											
	Analog Output Voltage		1 ch dc 0~10V											
	Cooling System		Force Cooling											
	Ambient Temperature		-10 ~ 45 °C											
	Ambient Humidity		Lower than 90RH (Non-condensation)											
	Protections		Over current, over voltage, low current, overload or overheating of AC drive, overload or overheating of motor, operation speed error											
Oil	Working Fluid		HL-HLP DIN51 524 Part1/2 R68,R46											
	Operation Temperature	C °	-20 to 100											
	Viscosity	@40 °C	67.83											
		@100 °C	8.62											
Others			Available upon purchase: safety valve, reactor and EMI filters											



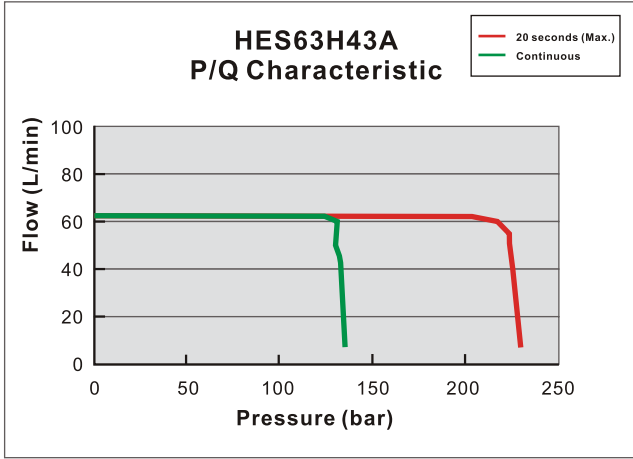
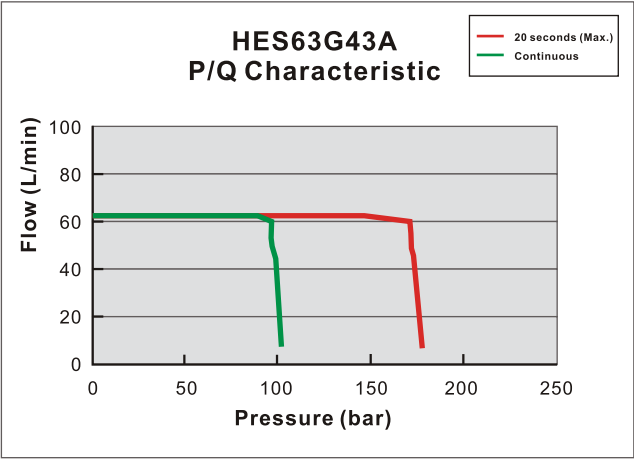
System Overload Capacity HES____23A Model



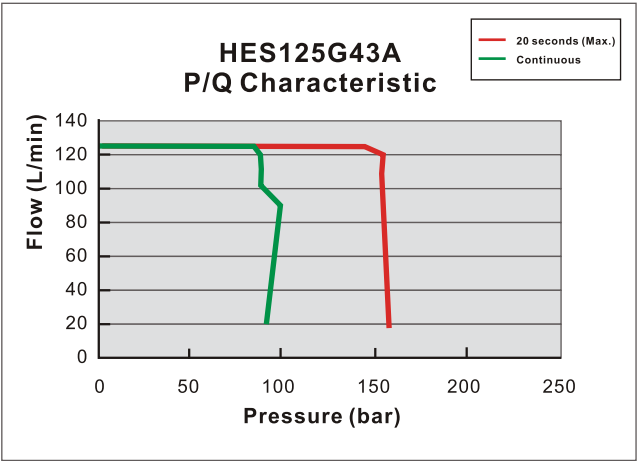
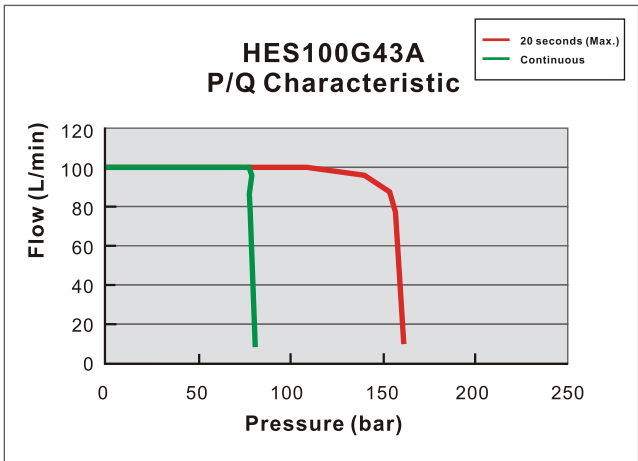
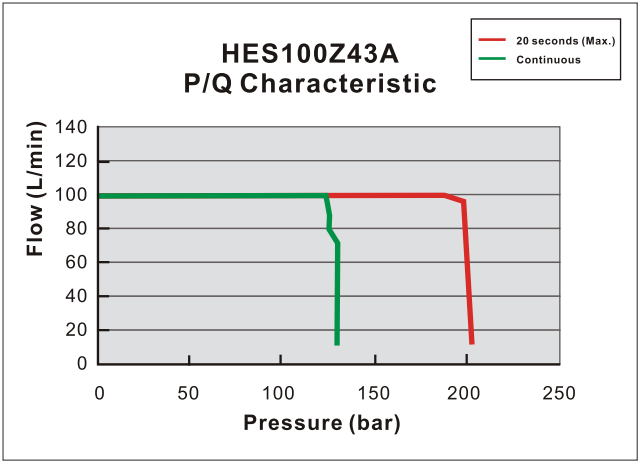
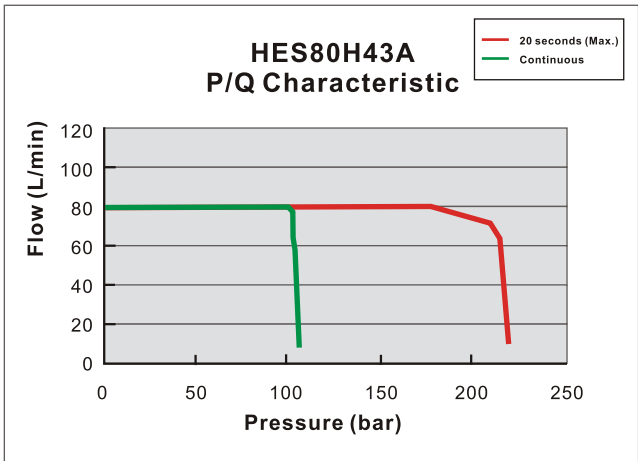
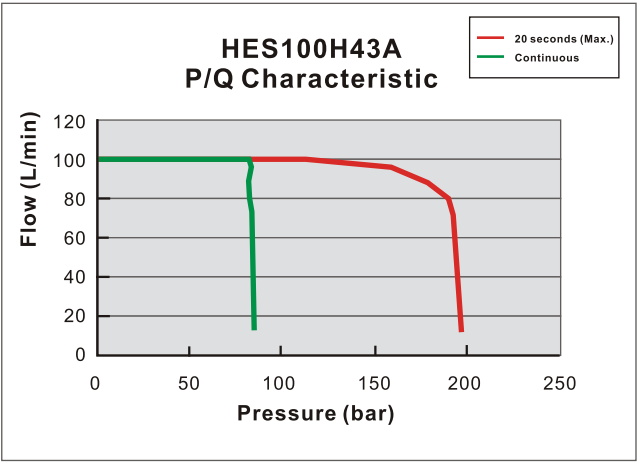
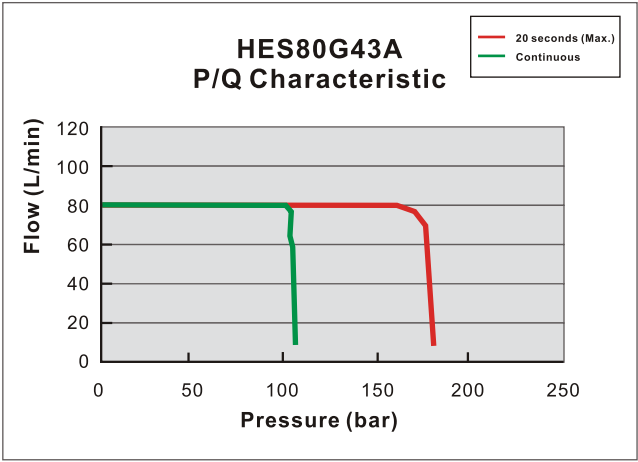
System Overload Capacity HES____23A Model



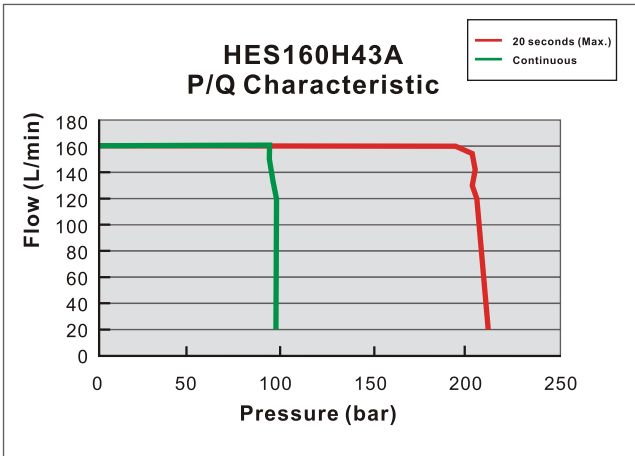
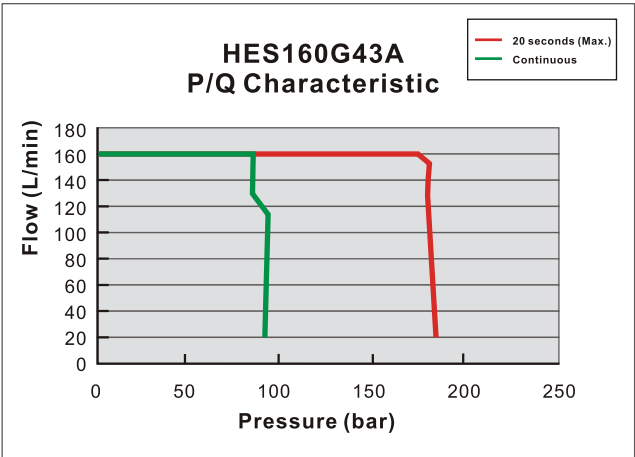
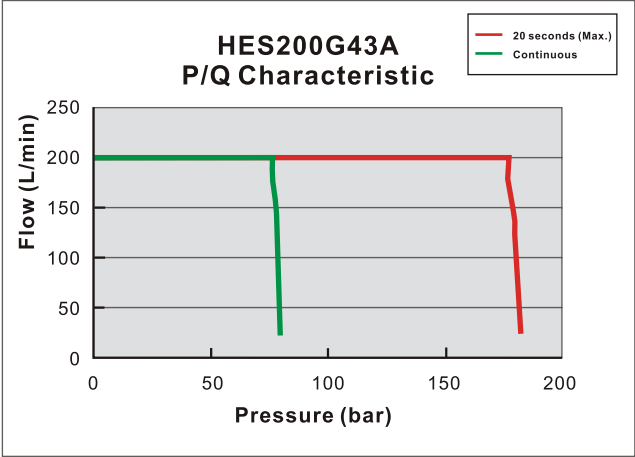
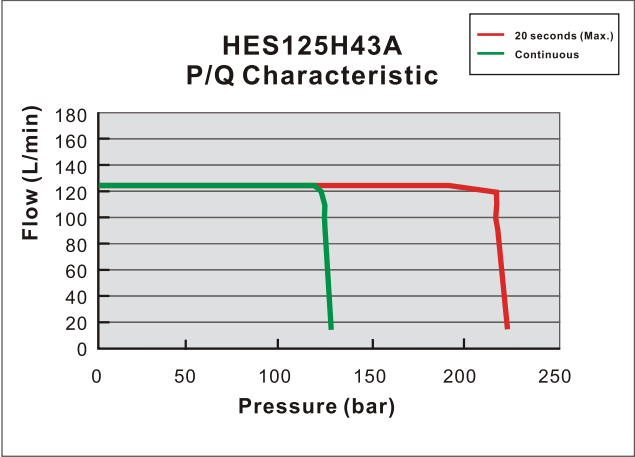
System Overload Capacity HES____43A Model



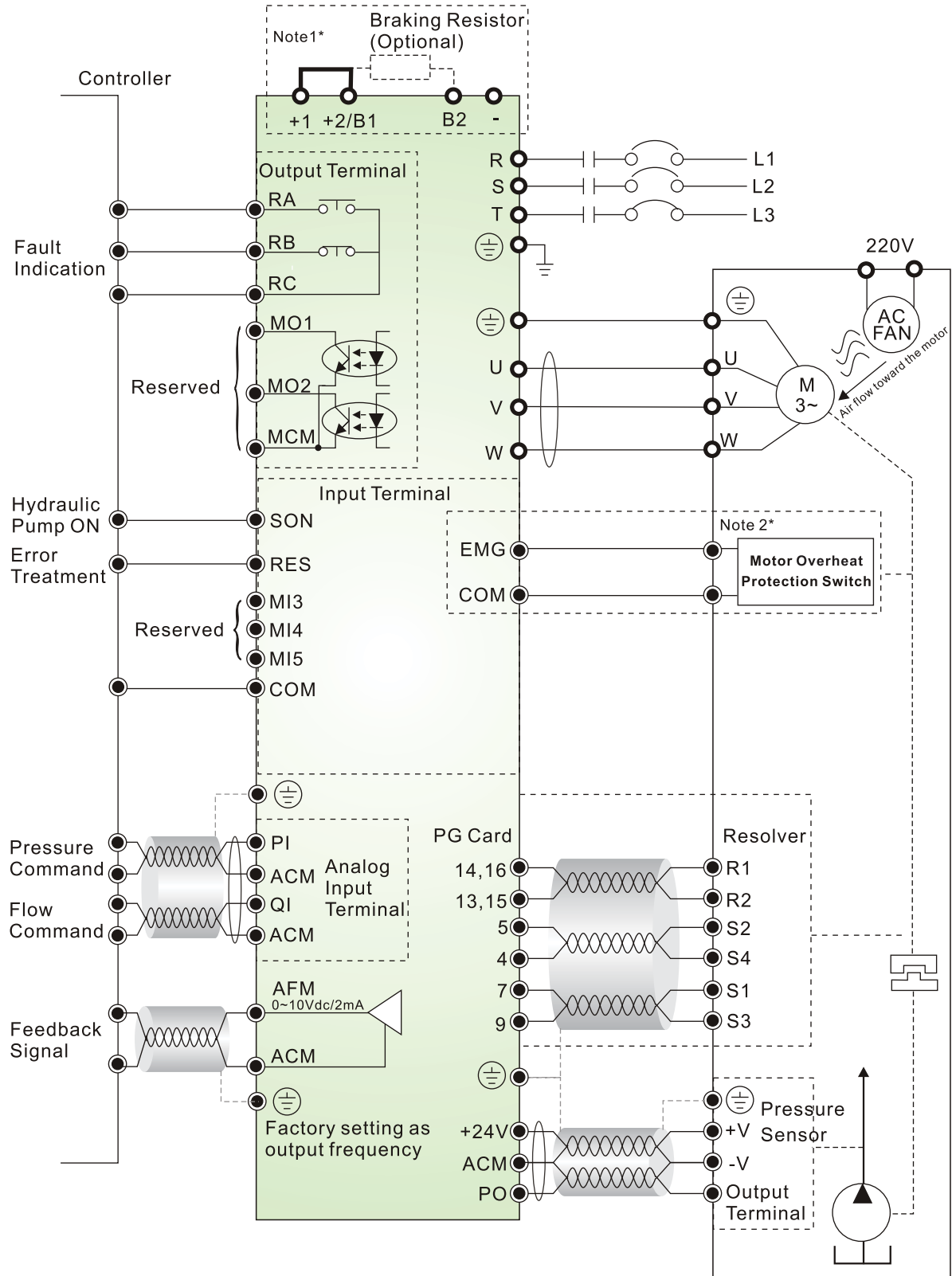
System Overload Capacity HES____43A Model



System Overload Capacity HES____43A Model

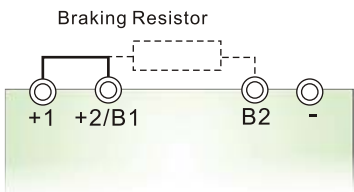


Wiring

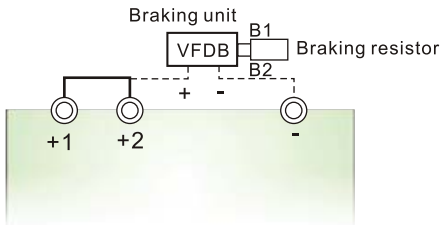


Wiring

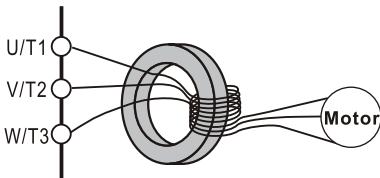
***1** Applicable to drive models that are 22kW or below (built-in brake unit).



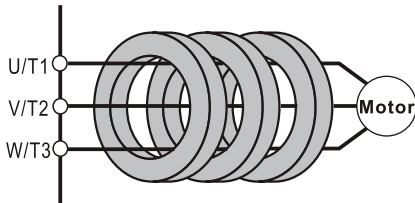
Applicable to drive models that are 30kW or above (built-in brake resistor).



***2.** Applicable to drive models that are **22kW** or below. Please wrap the wire through the zero phase reactor at least three times before connecting to the motor.



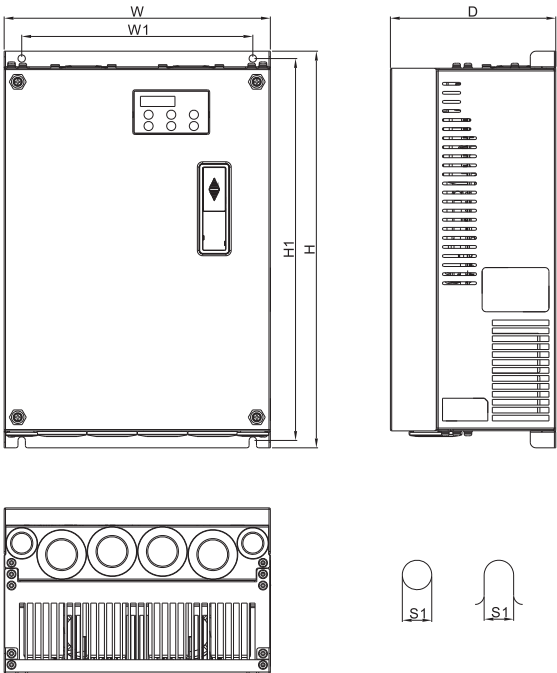
Applicable to drive models that are **30kW** or above.



Hybrid Controller Dimensions

Frame C

VFD110VL23A/43A-J



DIMENSIONS

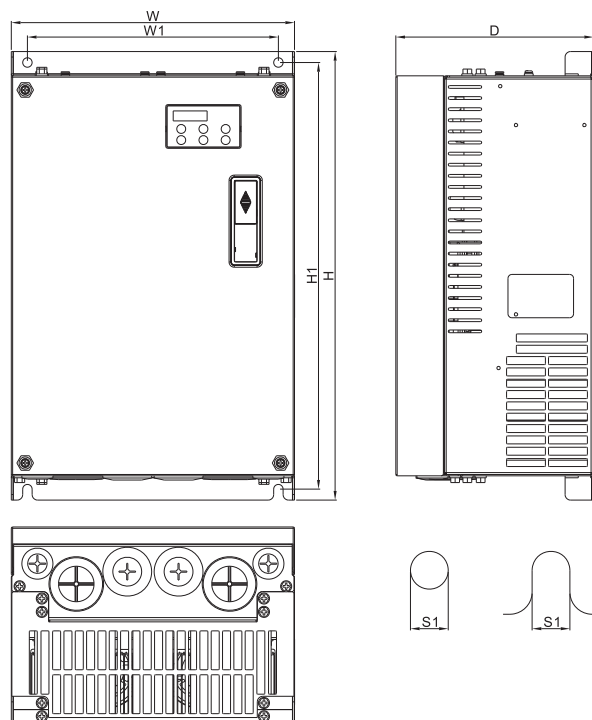
UNIT:mm[inch]

Frame	W	W1	H	H1	H2	H3	D	Ø	Ø1	Ø2	Ø3	
C	mm	235	204	350	337	320	-	136	6.5	-	34	22
	inch	9.25	8.03	13.78	13.27	12.60	-	5.35	0.26	-	1.34	0.87

Hybrid Controller Dimensions

■ Frame D

VFD150VL23A/43A-J
VFD185VL23A/43A-J
VFD220VL23A/43A-J



DIMENSIONS

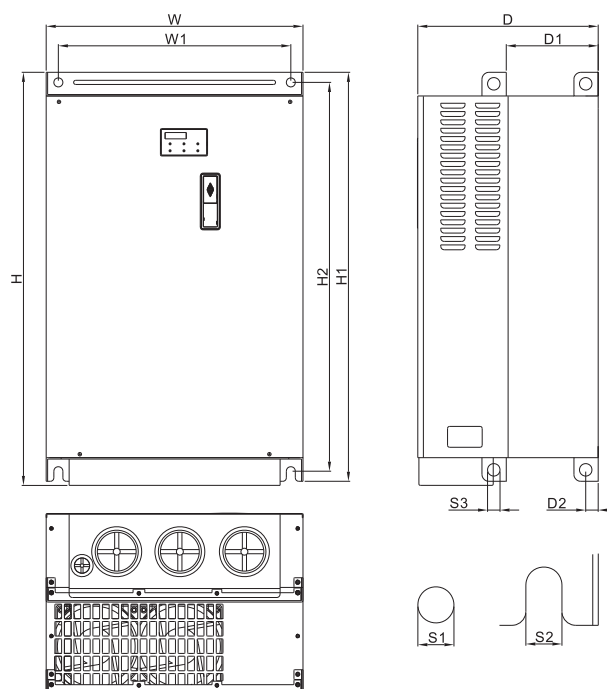
UNIT:mm[inch]

DIMENSIONS												
Frame		W	W1	H	H1	H2	H3	D	Ø	Ø1	Ø2	Ø3
D	mm	255	226.0	403.8	384	360	21.9	168.0	8.5	44	34	22
	inch	10.04	8.90	15.90	15.12	14.17	0.86	6.61	0.33	1.73	1.34	0.87

■ Frame E

E1:
VFD300VL43A-J
VFD370VL43A-J
VFD450VL43A-J

E2:
VFD300VL23A-J
VFD370VL23A-J



DIMENSIONS

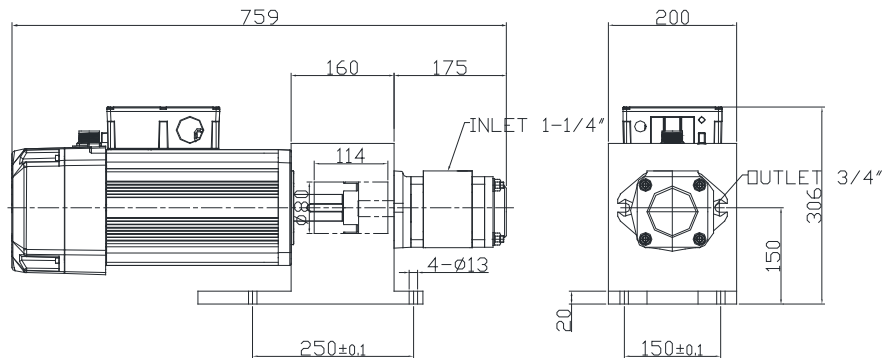
UNIT:mm[inch]

Frame		W	W1	H	H1	H2	D	D1	D2	S1	S2	S3
E1	mm	370.0	335.0	-	589.0	560.0	260	132.5	18.0	13.0	13.0	18.0
	inch	14.57	13.19		23.19	22.05	10.24	5.22	0.71	0.51	0.51	0.71
E2	mm	370.0	335.0	595.0	589.0	560.0	260	132.5	18.0	13.0	13.0	18.0
	inch	14.57	13.19	23.43	23.19	22.05	10.24	5.22	0.71	0.51	0.51	0.71

Pump Dimensions

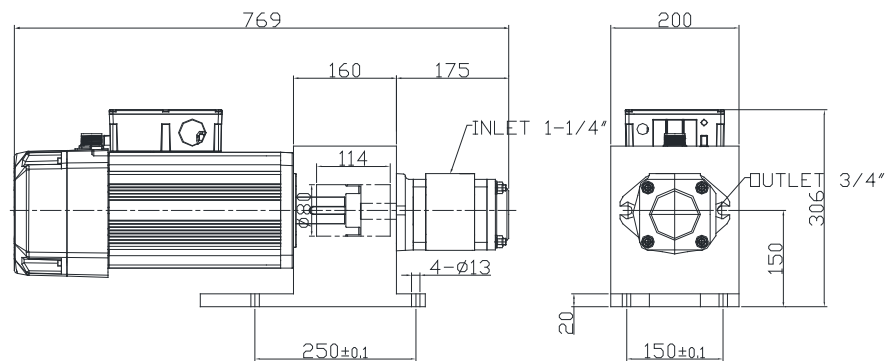
Frame 1

- HES063H23A, HES063G43A, HES063H43A



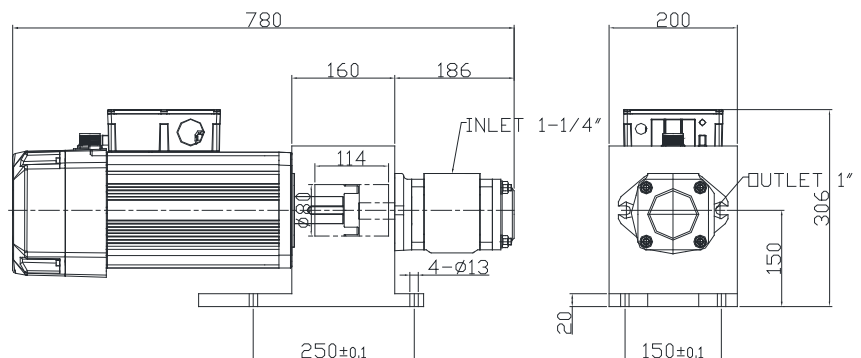
Frame 2

- HES080G23A, HES080H23A, HES080G43A, HES080H43A



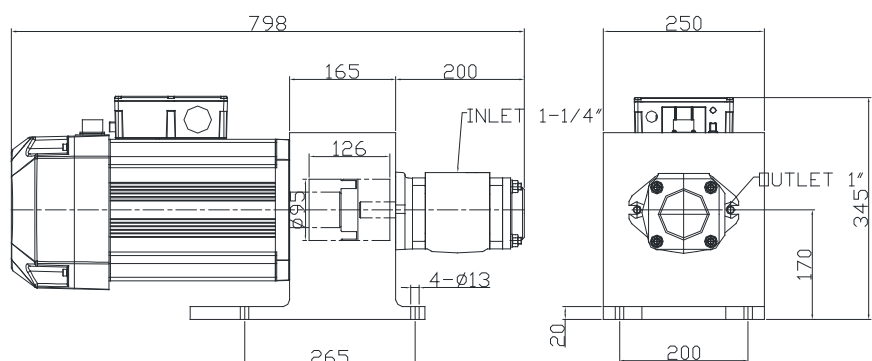
Frame 3

- HES100G23A, HES100H23A, HES100G43A, HES100H43A



Frame 4

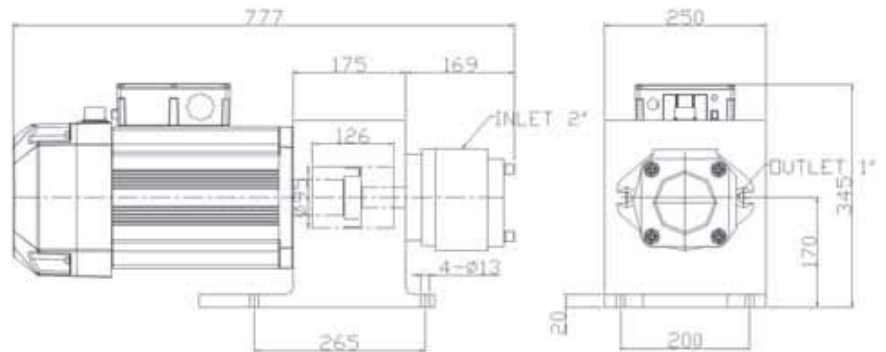
- HES125G23A, HES125H23A, HES125G43A, HES125H43A



Pump Dimensions

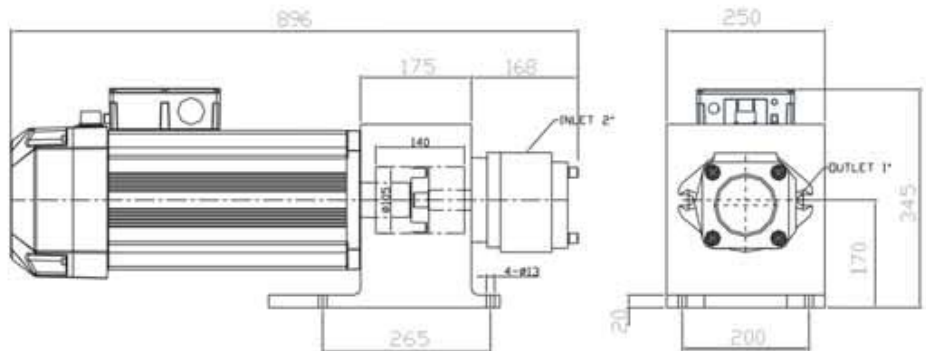
Frame 5

■ HES160G23A, HES160G43A



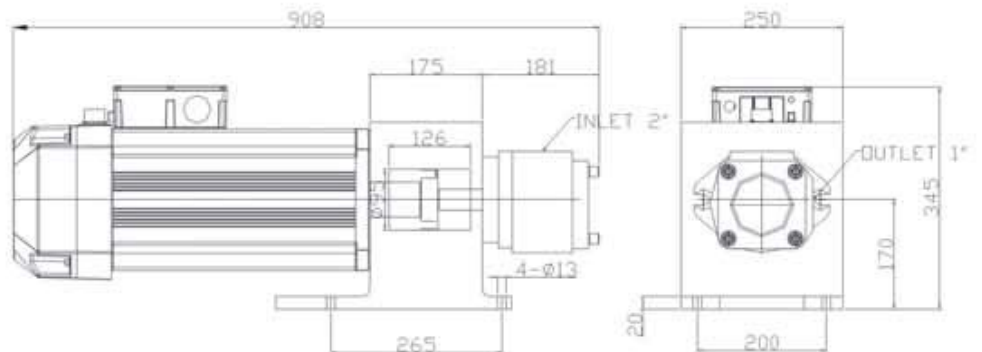
Frame 6

■ HES160H43A



Frame 7

■ HES200G43A



Installation Precautions

1. Properly fix the motor and hydraulic unit onto the machine to prevent shifting.
2. Check that the hydraulic oil, inlet/outlet oil tube size and filter all conform with specifications.
3. Check that the AC motor drive and servo motor are properly installed.
4. Check if oil leakage occurs at low pressure, low displacement, open/close mold and injection/ejection stages.
5. Extract all air from inside the system so pressure can be released.

Product Packaging

Accessories

A. PG Card	B. Brake Resistor	C. Brake Unit	D. Encoder Cable	E. Magnetic Ring of PowerCable	F. Sensor Clamp
					

Please refer to HES user manual for accessories specifications.

Model	Package Items		
	Hybrid Controller	Pump	Accessories
HES063H23A	VFD110VL23A-J Spec: please refer to frame C	HSP-025-110-23A Spec: refer to frame 1	HESP-063-H-N-23 Items: A,B,D,E,F*1
HES080G23A	VFD110VL23A-J Spec: please refer to frame C	HSP-032-110-23A Spec: refer to frame 2	HESP-080-G-N-23 Items: A,B,D,E,F*1
HES080H23A	VFD150VL23A-J Spec: please refer to frame D	HSP-032-110-23A Spec: refer to frame 2	HESP-080-H-N-23 Items: A,B,D,E,F*1
HES100G23A	VFD150VL23A-J Spec: please refer to frame D	HSP-040-110-23A Spec: refer to frame 3	HESP-100-G-N-23 Items: A,B,D,E,F*1
HES100H23A	VFD185VL23A-J Spec: please refer to frame D	HSP-040-110-23A Spec: refer to frame 3	HESP-100-H-N-23 Items: A,B,D,E,F*1
HES125G23A	VFD220VL23A-J Spec: please refer to frame D	HSP-050-150-23A Spec: refer to frame 4	HESP-125-G-N-23 Items: A,B,D,E,F*1
HES125H23A	VFD300VL23A-J Spec: please refer to frame E	HSP-050-150-23A Spec: refer to frame 4	HESP-125-H-B-23 Items: A,B,D,E,F*1,E*3
HES160G23A	VFD300VL23A-J Spec: please refer to frame E	HSP-064-150-23A Spec: refer to frame 5	HESP-160-G-B-23 Items: A,B,D,E,F*1,E*3
HES063G43A	VFD110VL43A-J Spec: please refer to frame C	HSP-025-110-43A Spec: refer to frame 1	HESP-063-G-N-43 Items: A,B,D,E,F*1
HES063H43A	VFD150VL43A-J Spec: please refer to frame D	HSP-025-110-43A Spec: refer to frame 1	HESP-063-H-N-43 Items: A,B,D,E,F*1
HES080G43A	VFD150VL43A-J Spec: please refer to frame D	HSP-032-110-43A Spec: refer to frame 2	HESP-080-G-N-43 Items: A,B,D,E,F*1
HES080H43A	VFD185VL43A-J Spec: please refer to frame D	HSP-032-110-43A Spec: refer to frame 2	HESP-080-H-N-43 Items: A,B,D,E,F*1
HES100G43A	VFD185VL43A-J Spec: please refer to frame D	HSP-040-110-43A Spec: refer to frame 3	HESP-100-G-N-43 Items: A,B,D,E,F*1
HES100H43A	VFD220VL43A-J Spec: please refer to frame D	HSP-040-110-43A Spec: refer to frame 3	HESP-100-H-N-43 Items: A,B,D,E,F*1
HES125G43A	VFD220VL43A-J Spec: please refer to frame D	HSP-050-150-43A Spec: refer to frame 4	HESP-125-G-N-43 Items: A,B,D,E,F*1
HES125H43A	VFD300VL43A-J Spec: please refer to frame E	HSP-050-150-43A Spec: refer to frame 4	HESP-125-H-B-43 Items: A,B,D,E,F*1,E*3
HES160G43A	VFD300VL43A-J Spec: please refer to frame E	HSP-064-150-43B Spec: refer to frame 5	HESP-160-G-B-43 Items: A,B,D,E,F*1,E*3
HES160H43A	VFD370VL43A-J Spec: please refer to frame E	HSP-064-150-43A Spec: refer to frame 6	HESP-160-H-B-43 Items: A,B,D,E,F*1,E*3
HES200G43A	VFD370VL43A-J Spec: please refer to frame E	HSP-080-200-43A Spec: refer to frame 7	HESP-200-G-B-43 Items: A,B,D,E,F*1,E*3



IABU Headquarters

Delta Electronics, Inc.

Taoyuan Technology Center
No.18, Xinglong Rd., Taoyuan City,
Taoyuan County 33068, Taiwan
TEL: 886-3-362-6301 / FAX: 886-3-371-6301

Asia

Delta Electronics (Jiangsu) Ltd.

Wujiang Plant 3
1688 Jiangxing East Road,
Wujiang Economic Development Zone
Wujiang City, Jiang Su Province,
People's Republic of China (Post code: 215200)
TEL: 86-512-6340-3008 / FAX: 86-769-6340-7290

Delta Greentech (China) Co., Ltd.

238 Min-Xia Road, Pudong District,
Shanghai, P.R.C.
Post code : 201209
TEL: 86-21-58635678 / FAX: 86-21-58630003

Delta Electronics (Japan), Inc.

Tokyo Office
2-1-14 Minato-ku Shibadaimon,
Tokyo 105-0012, Japan
TEL: 81-3-5733-1111 / FAX: 81-3-5733-1211

Delta Electronics (Korea), Inc.

1511, Byucksan Digital Valley 6-cha, Gasan-dong,
Geumcheon-gu, Seoul, Korea, 153-704
TEL: 82-2-515-5303 / FAX: 82-2-515-5302

Delta Electronics Int'l (S) Pte Ltd

4 Kaki Bukit Ave 1, #05-05, Singapore 417939
TEL: 65-6747-5155 / FAX: 65-6744-9228

Delta Electronics (India) Pvt. Ltd.

Plot No 43 Sector 35, HSIIDC
Gurgaon, PIN 122001, Haryana, India
TEL : 91-124-4874900 / FAX : 91-124-4874945

Americas

Delta Products Corporation (USA)

Raleigh Office
P.O. Box 12173, 5101 Davis Drive,
Research Triangle Park, NC 27709, U.S.A.
TEL: 1-919-767-3800 / FAX: 1-919-767-8080

Delta Greentech (Brasil) S.A

Sao Paulo Office
Rua Itapeva, 26 - 3º andar Edificio Itapeva One-Bela Vista
01332-000-São Paulo-SP-Brazil
TEL: +55 11 3568-3855 / FAX: +55 11 3568-3865

Europe

Deltronics (The Netherlands) B.V.

Eindhoven Office
De Witbogt 15, 5652 AG Eindhoven, The Netherlands
TEL: 31-40-2592850 / FAX: 31-40-2592851

*We reserve the right to change the information in this catalogue without prior notice.